

Manufacturer: **Hatteland Technology AS**

Product: **15.0 inch Maritime Multi Display (MMD)**

Type: **JH 15T17 MMD-MRx-xxxx**

Last Revised: **14 Sep 2020**

Revision#: **02**

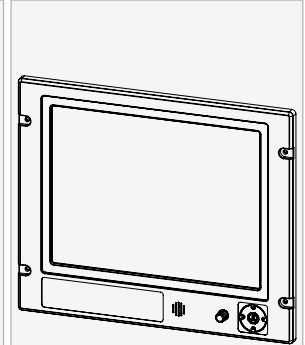
15.0 inch Maritime Multi Display (MMD) - Series 1 G2

Features:

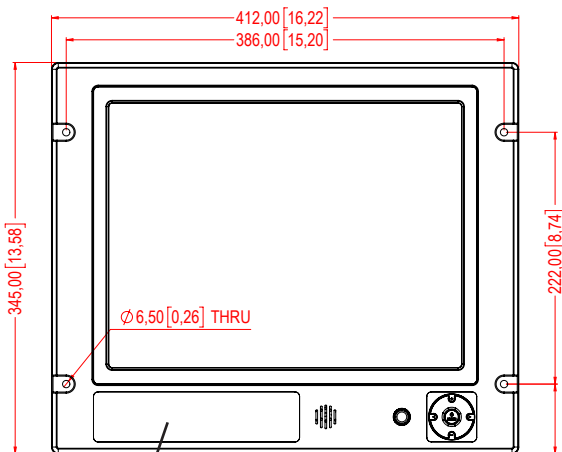
The Series 1 Generation 2 Maritime Multi Display (MMD) models are delivered with Multi-power (AC and DC built in) ensuring that they are compatible with all power systems on vessels. The displays will automatically switch to whatever power is connected, making it highly flexible for shipbuilders and system integrators alike. The onboard connections include DVI-I, DP, Composite Video, as well as VGA out, RS-232 for touch, RS-422/485, USB Type A for SCOM, SCOM Ethernet and Potmeter/user connection for access to display settings.

The Series 1 Generation 2 MMD models are available in a wide range of display size and format, making them suitable for a multitude of shipboard applications, where combining data and video inputs to a single unit provides maximum flexibility. Be it for ship navigation, automation or safety and security, this range with all its possible options provides a robust and versatile platform from which to display and manage multisource data from all of a vessels systems.

The Series 1 Generation 2 Maritime Multi Display (MMD) feature control buttons on the front of the monitor as well as an (optional) potentiometer knob for some models, providing fast and easy user access to the displays OSD features and settings.

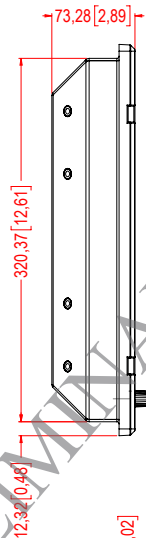


FRONT VIEW

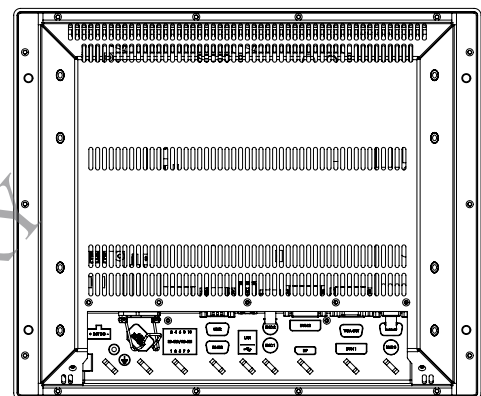


Custom logo label: WxH 181.66 x 44.16mm / 7.15" x 1.74"
R4.10 - 4 places

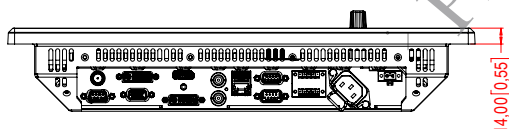
SIDE VIEW



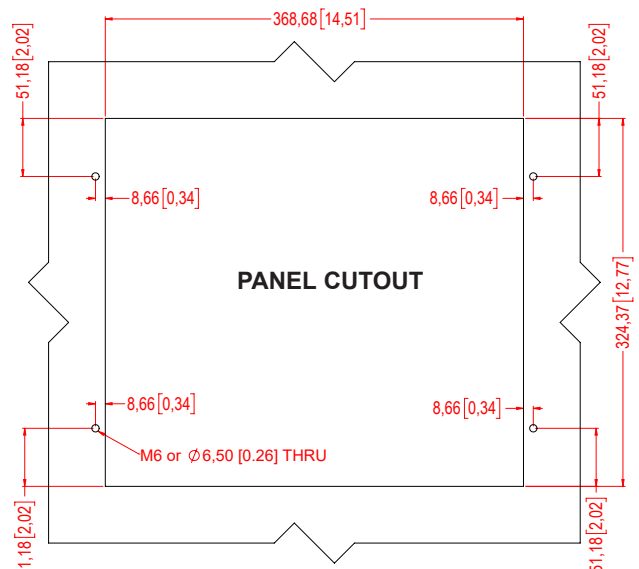
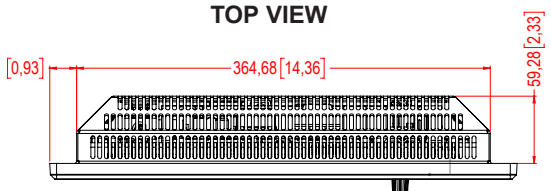
BACK VIEW



BOTTOM VIEW



TOP VIEW



Dimensions might be shown with or without decimals and indicated as mm [inches]. Tolerance on drawings is +/- 1mm. For accurate measurements, check relevant DWG file.

TFT Technology:

- High Quality TFT with LED Backlight Technology
- 15.0 inch viewable image size, Aspect Ratio 4:3
- TFT active-matrix liquid crystal panel

TFT Characteristics:

- Native Resolution : 1024 x 768
- Pixel Pitch (RGB) : 0.297 (H) x 0.297 (V) mm
- Response Time Standard : 8ms (typical), black to white
- Contrast Ratio Standard : 1500:1 (typical)
- Light Intensity Standard : 400 cd/m² (typical)
- Viewable Angle Standard : +/- 85 deg. (Up/Down/Left/Right) (typical)
- Active Display Area : 304.1 (H) x 228.1 (V) mm
- Max Colors : 16.7 million

Supported Signals:

Resolutions:

- VGA : 640 x 480 (including 640 x 350)
- SVGA : 800 x 600 (including 720 x 400)
- XGA : 1024 x 768*

* Recommended for optimal picture quality

Video Signals:

- Interlaced HDTV, NTSC, PAL and SECAM video
- Composite video

Power Specifications:

Multi-power Supply:

- 100-240V AC - 50/60Hz + 24 VDC

Note: You may connect either AC power or DC power or both. In case both sources are connected, power will be sourced from the AC input. If AC input is lost, there will be a uninterrupted switch-over to DC input.

Power Consumption:

- Operating AC/DC: **TBDW** (max)

Physical Considerations:

- 412.00 (W) x 345.00 (H) x 73.28 (D) mm
- 16.22" (W) x 13.58" (H) x 2.89" (D) inch
- Weight: **TBD** kg (approx)

Signal Terminals:

- DVI-I IN : 2 x 29p DVI Female (or as VGA IN with adapter)*
- DP1.2 IN : 1 x 20p DisplayPort (female)
- Comp. Video IN : 3 x BNC Connector (female)
- SCOM RS-422/485 : 2 x 5-pin Terminal Block 3.81, non-isolated+Buzzer
- SCOM : 1 x USB TYPE A Connector (female)
- SCOM Ethernet : 1 x RJ45 Connector for Remote Control
- SCOM RS-232 : 1 x 9p D-SUB (female)
- Touch : 1 x 9p D-SUB (female)
- VGA OUT : 1 x 15p HD D-SUB (female) - Clone of VGA IN**
- Potmeter/User : 1 x 9p D-SUB (male)
(Potentiometer IN, +5VDC OUT, BRT +/- IN)
- AC Power IN : 1 x Std IEC Inlet
- DC Power IN : 1 x 2-pin Terminal Block 5.08

* DVI-I Port #1 as VGA IN also acts as clone to VGA Signal Out (buffered).

**Tested at recommended resolutions. The VGA output signal (buffered) is at same resolution and sync as the VGA input. The output is working even if the display unit is turned off, but power cable/supply must be connected/provided.

Note for DVI and VGA signal inputs:

DVI-I #1, DVI-D #1 and VGA #1 is Single Link.

DVI-I #2, DVI-D #2 and VGA #2 is Dual Link.

User Controls:

On front bezel - Keypad control (IP66) xxx-xxAx models:

- Power On/Off and On Screen Display Menu (push button)
- Brightness Control (up/down - push buttons)
- Hotkeys (left/right - push buttons)
- Mode Status Red/Green Illuminated LED-Ring Indicator

On front bezel - Potmeter control (IP66) xxx-xxBx models:

- Power On/Off and On Screen Display Menu (push button)
- Brightness Control (rotary control)
- Hotkeys (left/right - push buttons)
- Mode Status Red/Green Illuminated LED-Ring Indicator
- Buzzer

Environmental Considerations:

- Operating : Temperature -15 deg. C to +55 deg. C
- Humidity up to 95%
- Storage : Temperature -20 deg. C to +60 deg. C
- Humidity up to 95%
- IP Rating : Protection (EN60529): IP66 front - IP20 rear
- Compass Safe Dist. : Standard: **xxm** - Steering: **xxm** **PENDING**

Lifetime Considerations:

Even though the test conditions for bridge units provide for a maximum operating temperature of 55°C, continuous operation of all electronic components should, if possible, take place at ambient temperatures of only 25°C. This is a necessary prerequisite for long life and low service costs.

Available Accessories:

- JH 15TBR STD-B1 = Mounting Bracket (See user manual)
- JH 15TRO STD-A1 = Rotary Bracket (See user manual)
- JH 15TSV STD-A1 = Sun Visor (See user manual)
- JH 15VED STD-A1 = Vesa Bracket (See user manual)
- JH 15TAP STD-A1 = 15" Adapter Frame to 19" Rack (See user manual)
- JH 15TAP STD-B1 = 15" Adapter Frame to 17" CRT cut out (See manual)
- JH 15TWC STD-A1 = Water Cover (See user manual)

Factory Options:

- Resistive* or Capacitive Touch Screen / Optical Bonding Technology

*Note that all 15 inch with resistive touch screens can not be combined with bonding.

APPROVALS & CERTIFICATES

These products have been tested / type approved by the following classification societies: *=PENDING

- | | | | | |
|---|--|---|---------------------------------------|---------------------------------------|
| IEC 60945 4th (EN 60945:2002)* | IACS E10* | EN55024* | EN55022, Class A* | EU RO MR - Mutual Recognition* |
| DNV - Det Norske Veritas / GL - Germanischer Lloyd* | LRS - Lloyd's Register of Shipping* | ABS - American Bureau of Shipping* | ClassNK - Nippon Kaiji Kyokai* | |
| CCS - China Classification Society* | KR - Korean Register of Shipping* | BV - Bureau Veritas* | | |